





S	L	I	E	P	K	A




K	O	H	Ú	T




K	U	R	I	A	T	K	O




Z	A	J	A	C




i-creative.cz



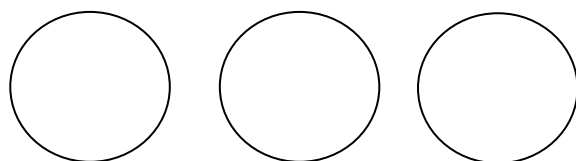

P	R	A	S	A





i-creative.cz





K	R	A	V	A



H	U	S




K	A	Č	K	A





P	E	S



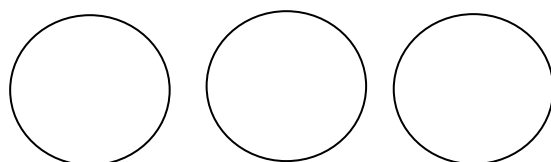

i-creative.cz




M	A	Č	K	A




K	O	Ň




O	V	C	A



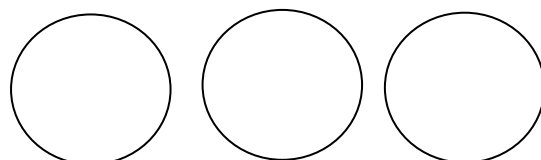
i-creative.cz



K	O	Z	A



i-creative.cz



VŠETKY DETI (S POMOCOU RODIČOV):

1. Pomenuj zvieratá na obrázku.
2. Urči, do akej skupiny patria (domáce, lesné, exotické).
3. Rozdeľ slová na slabiky – (vytlieskaj si ich kra-va, ku-ria-tko atď.), potom vyfarbi toľko krúžkov z koľkých slabík sa skladá slovo napr. kra-va – vyfarbíš dva krúžky.
4. Vyfarbi si zvieratko, ktoré chceš.

STARŠIE DETI EŠTE:

1. Pokús sa opísať slová do voľných štvorcov.
2. Urči prvú a poslednú hlásku/písmeno v slovách (krava – prvá hláska K, posledná A). V slove pes, kôň a hus urči – začiatočnú, stredovú a koncovú hlásku.

Ak by malo dieťa problém s určením hlásky, hlásku predlžujem a zvýrazňujem, pokiaľ ju dieťa nezaznamená. Každé dieťa je individuálne a má svoje tempo. Preto úlohy prispôsobujem tak, aby prežilo pocit úspechu. **POCHVALA, POVZBUDENIE SÚ ZÁKLAD.** Ďakujem.